

GRANT COUNTY BUILDING PERMIT APPLICATION

PO BOX 227
CARSON, ND 58529

FEE: \$15.00

BUILDING PERMITS ARE REQUIRED FOR ALL BUILDINGS/STRUCTURES – WHETHER BUILT ON SITE OR MOVED IN.
FAILURE TO OBTAIN A PERMIT BEFORE CONSTRUCTION WILL RESULT IN A \$500.00 FINE
PERMITS WILL BE REVIEWED THE THIRD TUESDAY OF EACH MONTH AT THE ZONING AND PLANNING MEETING.

NAME OF APPLICANT _____

MAILING ADDRESS _____ CITY _____ STATE _____ ZIP _____

PHONE# _____ CELL# _____

BUILDING CONTRACTOR _____ PHONE# _____ CELL# _____

DESCRIPTION OF BUILDING _____ TYPE OF CONSTRUCTION _____
(IE: HOUSE, GARAGE, SHOP, ETC) (IE: WOOD, STEEL, POLE, ETC)

CLASS OF WORK: NEW _____ ADDITION _____ ALTERATION _____ REPLACEMENT _____

SITE PLAN

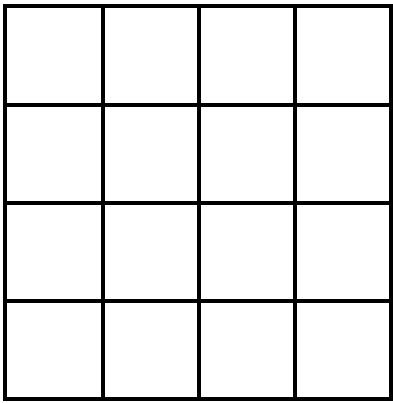

SITE ADDRESS _____ LEGAL DESCRIPTION _____
SEC _____ TWP _____ RGE _____ QT _____

TOTAL SITE AREA _____ SQ FT/ACRES TOTAL AREA OCCUPIED BY BLDG _____ SQ FT

IN THE BOXES BELOW, SHOW SITE LOCATION IN SECTION AND SHOW WHERE THE NEW STRUCTURE(S) AS WELL AS ANY EXISTING STRUCTURE(S) ARE LOCATED. SHOW DISTANCE TO THE CENTERLINE OF ROAD.

SITE LOCATION IN SECTION

LOCATION OF PROPOSED STRUCTURE(S) AND EXISTING STRUCTURE(S)

	
---	--

(1)

TYPE OF STRUCTURE (check one)

RESIDENTIAL _____ MODULAR _____ MANUFACTURED _____ COMMERCIAL _____

DESCRIBE PROPOSED STRUCTURE(S) EITHER TO BE CONSTRUCTED ON SITE _____ OR MOVED ON TO SITE _____

MAIN BUILDING SIZE: LENGTH _____ WIDTH _____ LENGTH _____ WIDTH _____
HEIGHT (# STORIES) _____ TYPE OF SIDING: _____ # BEDROOMS _____

BASEMENT: FULL _____ SQ FT PART BSMT _____ SQ FT CRAWL SP _____ SQ FT
CONCRETE ___ BLOCK ___ TILE ___ WOOD _____ # BEDROOMS _____ BATH: YES ___ NO ___

ADDITION TO MAIN BLDG: LEN _____ WID _____ FULL BASEMENT ___ PART BSMT ___ CRAWL SP ___
HEIGHT (# STORIES) _____ TYPE OF SIDING: _____ # BEDROOMS _____

MANUFACTURED HOME: YEAR MODEL : _____ MAKE: _____ SERIAL # _____
LEN _____ WID _____ # BEDROOMS _____

GARAGE: SIZE - LEN _____ WID _____ ATTACHED ___ DETACHED ___ TYPE OF SIDING: _____
SIDEWALL HEIGHT: _____ FLOOR: CONCRETE ___ GRAVEL ___

STORAGE BLDG: SIZE - LEN _____ WID _____ WOOD FRAME ___ POLE FRAME ___ STEEL FRAME ___
SIDEWALL HEIGHT: _____ FLOOR: CONCRETE ___ GRAVEL ___

OTHER: _____

ANTICIPATED START DATE: _____ PROJECTED DATE OF COMPLETION: _____

ESTIMATED COST OF CONSTRUCTION: _____

I HEREBY CERTIFY I AM THE OWNER OR AUTHORIZED AGENT OF THE ABOVE DESCRIBED PROPERTY. TO THE BEST OF MY KNOWLEDGE ALL INFORMATION CONTAINED IN THIS APPLICATION IS TRUE AND CORRECT AND THAT THE PROJECT WILL CONFORM TO ALL OF THE GRANT COUNTY ZONING REGULATIONS.

SIGNATURE: _____

DATE: _____

OFFICE USE ONLY

PLANNING AND ZONING: APPROVED _____ DENIED _____ DATE: _____

SIGNATURE OF PLANNING AND ZONING DIRECTOR: _____


COUNTY COMMISSION: APPROVED _____ DENIED _____ DATE: _____

SIGNATURE OF CHAIR OF COUNTY COMMISSION: _____

(2)

(THIS FORM MUST BE INCLUDED WITH PERMIT APPLICATION / OR A COPY OF ORIGINAL BLUE PRINT CAN BE ATTACHED)

BLUE PRINT OF PROJECT – INCLUDE ROOM ARRANGEMENT (IF TWO STORY/ SPLIT LEVEL – INCLUDE ALL LEVELS)
(IE KITCHEN, LIVINGROOM, BATH, BEDROOMS ETC)

A large rectangular grid of 20 columns and 25 rows of small dots, intended for drawing a blue print of a project. The grid is empty and occupies most of the page.

(3)